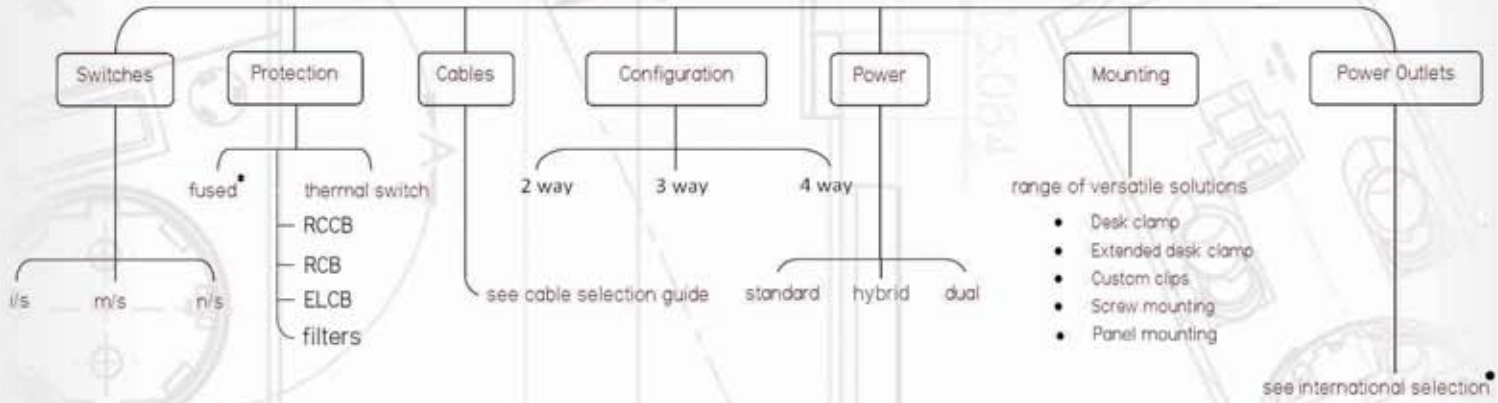


The Oblique range is a modular electrical power outlet system available in 2, 3 or 4 outlet configurations, made of high grade engineering plastic materials. Each version can be supplied in a variety of switching options (non-switched, master-switched, individually switched) as well as fusing options (non-fused, individually-fused). The product that revolutionised the modular office power system by allowing:

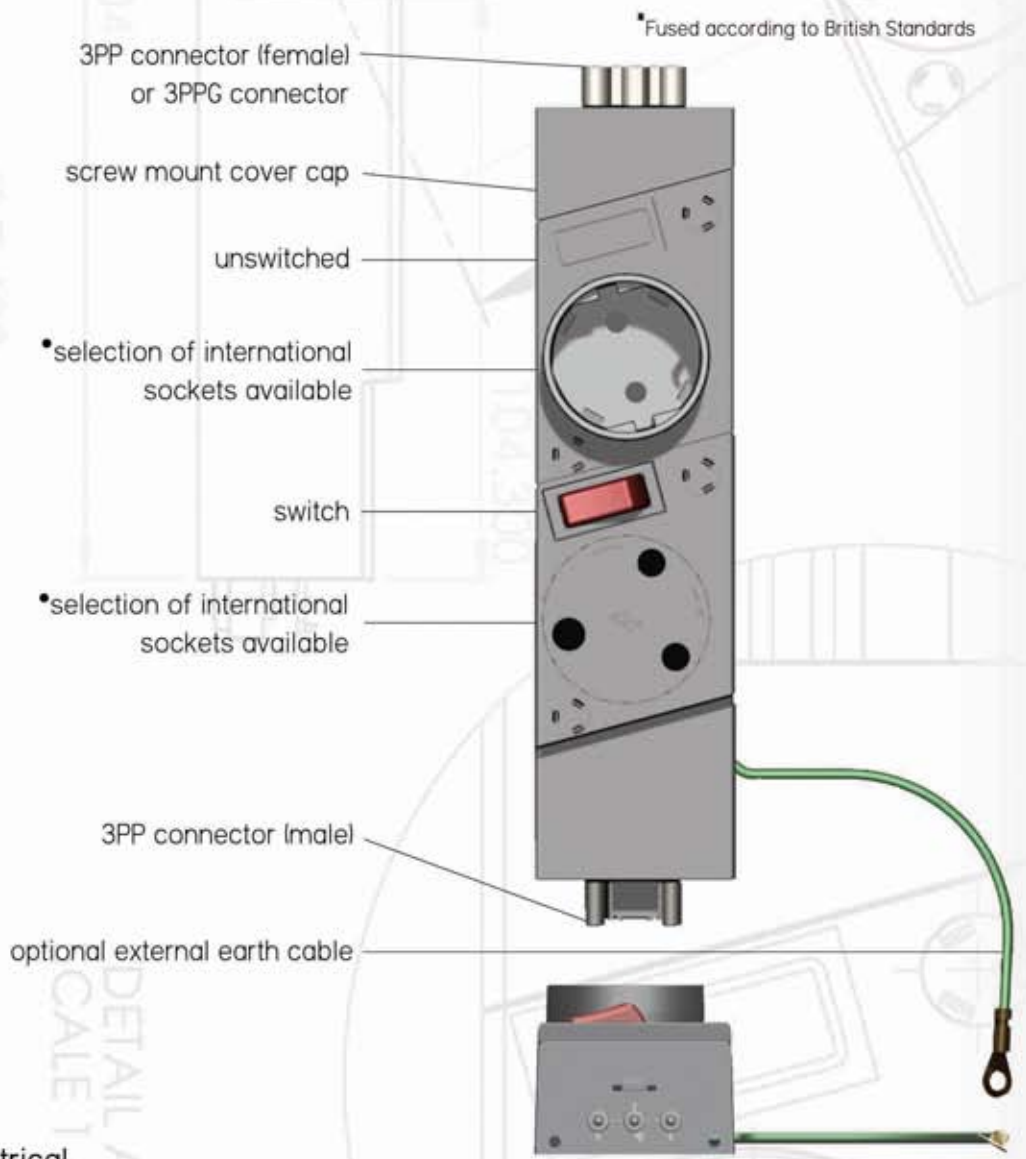

- Direct connection of adjacent units without the need for interconnecting leads
- Up to 30 different international socket types
- The selection of 23 different angles of orientation for each socket (certain local regulations limit options in some instances)
- Dual power (2 circuits in one unit)
- Numerous mounting options

#### Features:

- Hybrid power (power and data in one unit)
- Modular protection modules (power filters, circuit breakers, earth leakage devices)



International socket options



**Electrical**  
 Operating Voltage: \*110V – 250V AC 50/60 Hz  
 Current: \*15–20A  
 Max Power: \*1500 – 4800 W  
 \*Local electrical regulations determine electrical rating of the system

**Dimensions:**  
 2 way: 204mm (8.03") L x 55mm (2.16") W x 36.5mm  
 3 way: 273mm (10.75") L x 55mm (2.16") W x 36.5mm  
 4 way: 342mm (13.46") L x 55mm (2.16") W x 36.5mm